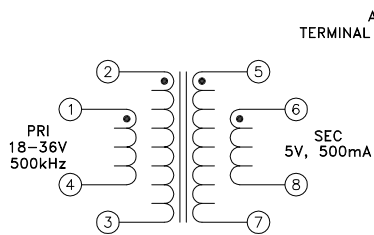
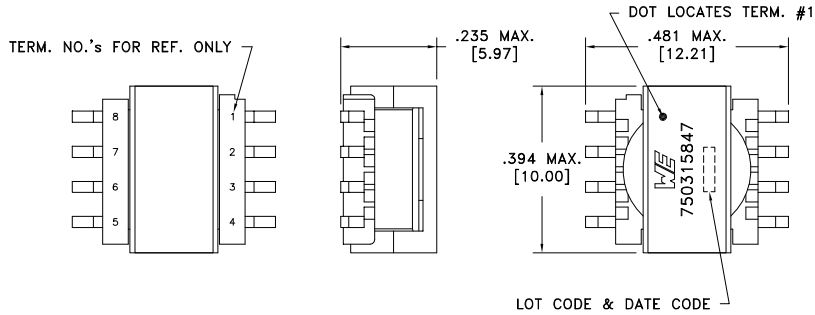


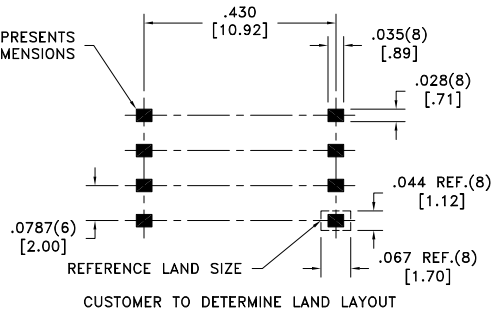
CUSTOMER TERMINAL	RoHS	LEAD(Pb)-FREE
Sn96%, Ag4%	Yes	Yes

more than you expect



Customer to tie terminals 1&2, 3&4, 5&6, and 7&8 on PC board.

Application of the transformer allows for the leadwires between terminals 1&2, 3&4, 5&6, and 7&8 to solder bridge.



ELECTRICAL SPECIFICATIONS @ 25°C unless otherwise noted:

PARAMETER	TEST CONDITIONS	VALUE
D.C. RESISTANCE	1-4 tie(1+2, 3+4), @20°C	0.035 ohms ±20%
D.C. RESISTANCE	5-8 tie(5+6, 7+8), @20°C	0.015 ohms max.
INDUCTANCE	1-4 tie(1+2, 3+4), 10kHz, 100mVAC, Ls	11.2uH ±10%
SATURATION CURRENT	1-4 tie(1+2, 3+4), 20% rolloff from initial	1.25A
LEAKAGE INDUCTANCE	1-4 tie(1+2, 3+4, 5+6+7+8), 100kHz, 100mVAC, Ls	150nH typ., 300nH max.
DIELECTRIC	1-8 tie(3+4, 5+6), 625VAC, 1 second	-
URNS RATIO	(1-4):(5-8), tie(1+2, 3+4, 5+6, 7+8)	1.75:1, ±1%

GENERAL SPECIFICATIONS:

OPERATING TEMPERATURE RANGE: -40°C to +125°C including temp rise.

Functional insulation only.

Wire insulation & RoHS status not affected by wire color.
Wire insulation color may vary depending on availability.

REV.	DATE	Packaging Specifications Method: Tape & Reel PKG-0193 www.we-online.com/midcom		Tolerances unless otherwise specified: Angles: ±1° Fractions: ±1/64 Decimals: ±.005 [.13] Footprint: ±.005 [.13]	DRAWING TITLE TRANSFORMER	PART NO. 750315847
6A	4/16	SEE REVISION SHEET FOR REVISION LEVEL	CONVENTION PLACEMENT	This drawing is dual dimensioned. Dimensions in brackets are in millimeters.	eiSos p/n: 750315847	SPECIFICATION SHEET 1 OF 1